


# Beta 20



**BETA MARINE**  
**5**  
 YEAR 'SELF-SERVICE'  
 ENGINE WARRANTY

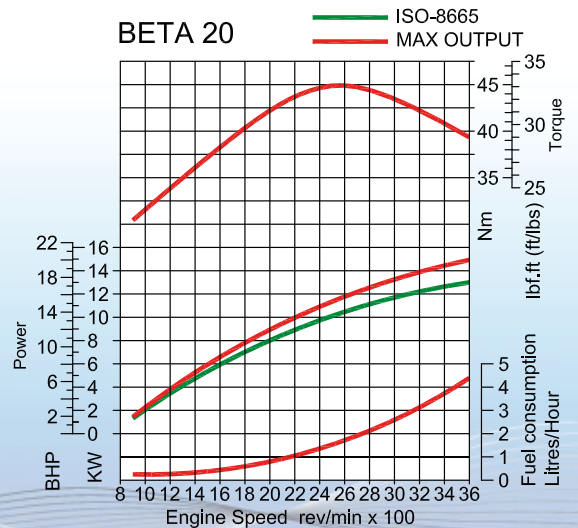
Recreational use only

## Kubota Base Engine

	<b>Cylinders</b>	<b>3</b>
	<b>Displacement</b>	<b>719cc</b>
	<b>Power</b>	<b>20hp max @ 3,600rpm</b>
	<b>Weight</b>	<b>104Kg</b>
	<b>Propeller</b>	<b>AIA*</b>

A general guidance for propeller size in inches, based upon 3 blade RH rotation and reduction ratio of 2:1. \*For accurate individual advice please provide us with your vessels current full specifications

BETA 20



Based on theoretical propeller loading - matched at full speed

## Control Panel Options



A Panel	Opt.	C Deluxe Panel	Opt.
ABV Panel	Std.	CW Deluxe Panel	Opt.
ABVW Panel	Opt.	D Digital Panel	Opt.
B Panel	Opt.	Flybridge Control - Additional	
BW Panel	Opt.	C Panel & 6m Connection Cable	Opt.

## Electrical Options



40 Amp, 12 Volt Alternator	Std.	70 Amp, 12 Volt Insulated Return Alternator	Opt.
75 Amp, 12 Volt Alternator in Lieu of Standard	Opt.	125 Amp, 12 Volt Split Charging System	Opt.
120 Amp, 12 Volt Alternator in Lieu of Standard	Opt.		

## Gearbox Options



### Bobtail - No Gearbox

"Bobtail" Engine with Drive Plate and Housing Only Std.

### Technodrive / Twin Disc

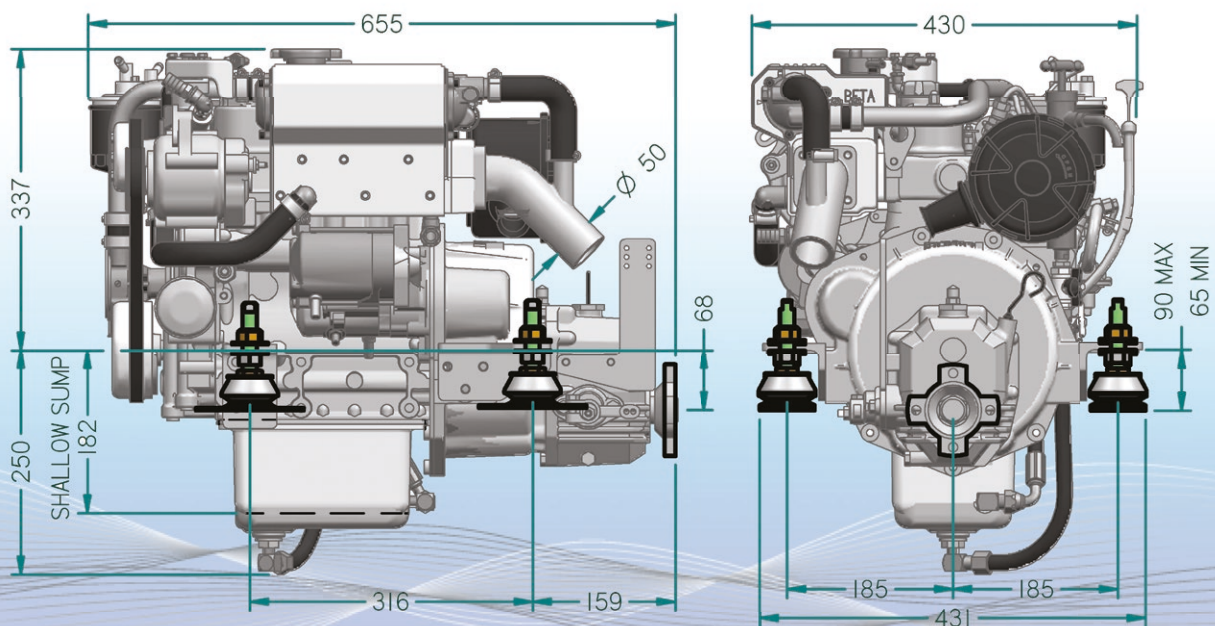
TMC40 - Mechanical	Std.
TMC60 - Mechanical	Opt.
TMC60A - 7° Down Angle, Mechanical	Std.

### PRM Marine

PRM60 - Mechanical	Std.
PRM90 - Mechanical	Opt.
PRM150 - Hydraulic	Std.

### ZF

ZF15MIV - 15° V Drive, Mechanical	Std.
-----------------------------------	------



These are typical dimensions: visit our website for all engine / gearbox option drawings or contact Beta Marine direct